



LM PERFIS

Zona Industrial do Camporês, Lts. 29, 3240-509 Chão de Couce - Ansião, Portugal
Tel: +351 236 620 170 | Fax: +351 236 620 173 | E-mail: encomendas@lmparfis.pt
www.lmparfis.pt

FOLHA DE ENCOMENDA | GRADES "LAGARTO"

Empresa _____

V/Ref. _____ Contacto _____

Nº orçamento _____ Data necessidade ____/____/____

Comercial _____ Anexos

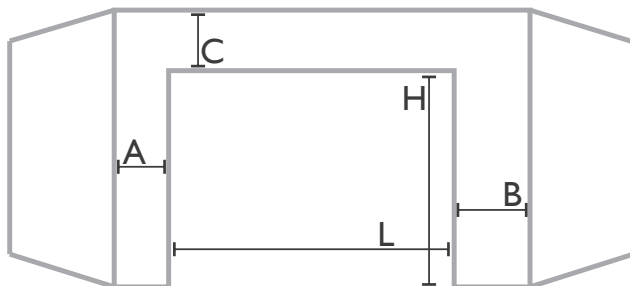
Esta data é meramente indicativa e suscetível a alterações de acordo com o stock existente e ao fluxo de encomendas

Configuração da Grade

Quantidade: _____

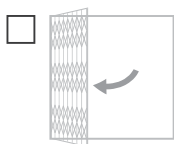
Lacado Cor RAL: _____

L _____ mm
 H _____ mm
 A _____ mm
 B _____ mm
 C _____ mm

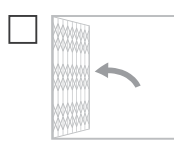


1 Folha

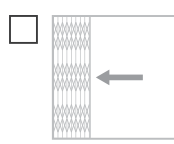
À esquerda*



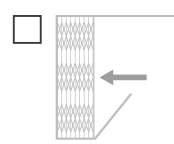
Articulada para o exterior 90°



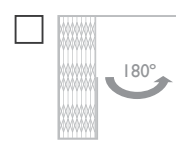
Articulada para o interior 90°



Fixa c/ calha inferior fixa

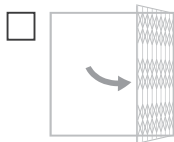


Fixa c/ calha inferior móvel

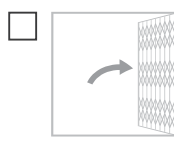


Recolha total pivotante 180°

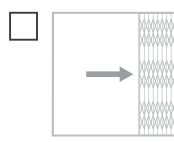
À direita*



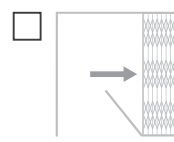
Articulada para o exterior 90°



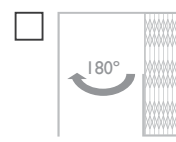
Articulada para o interior 90°



Fixa c/ calha inferior fixa

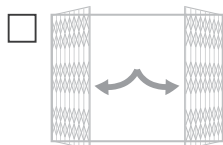


Fixa c/ calha inferior móvel

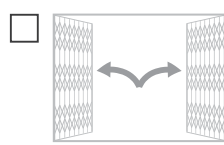


Recolha total pivotante 180°

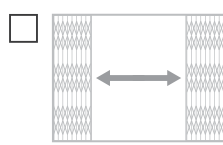
2 Folhas



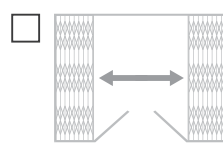
Articulada para o exterior 90°



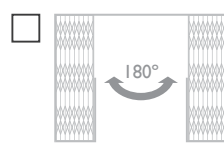
Articulada para o interior 90°



Fixa c/ calha inferior fixa

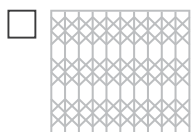


Fixa c/ calha inferior móvel



Recolha total pivotante 180°

Fixo



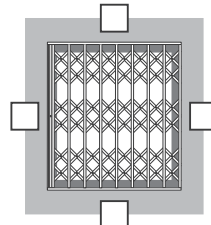
1 Folha Fixa

Configuração de Montagem

Recolha total pivotante 180°

Instalação para o: Exterior Interior

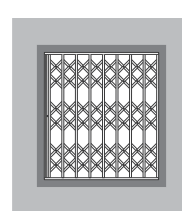
Instalação fora do vão



Instalação simples

Instalação em tubo de 50mm

Instalação dentro do vão



* Tomar por referência a vista exterior da grade.

Acessórios

- Patilhas Soldadas
- Cilindros Unificados
- Fechadura Extra c/ 2 chaves
- Chave Extra: (quant: _____)

Observações:

